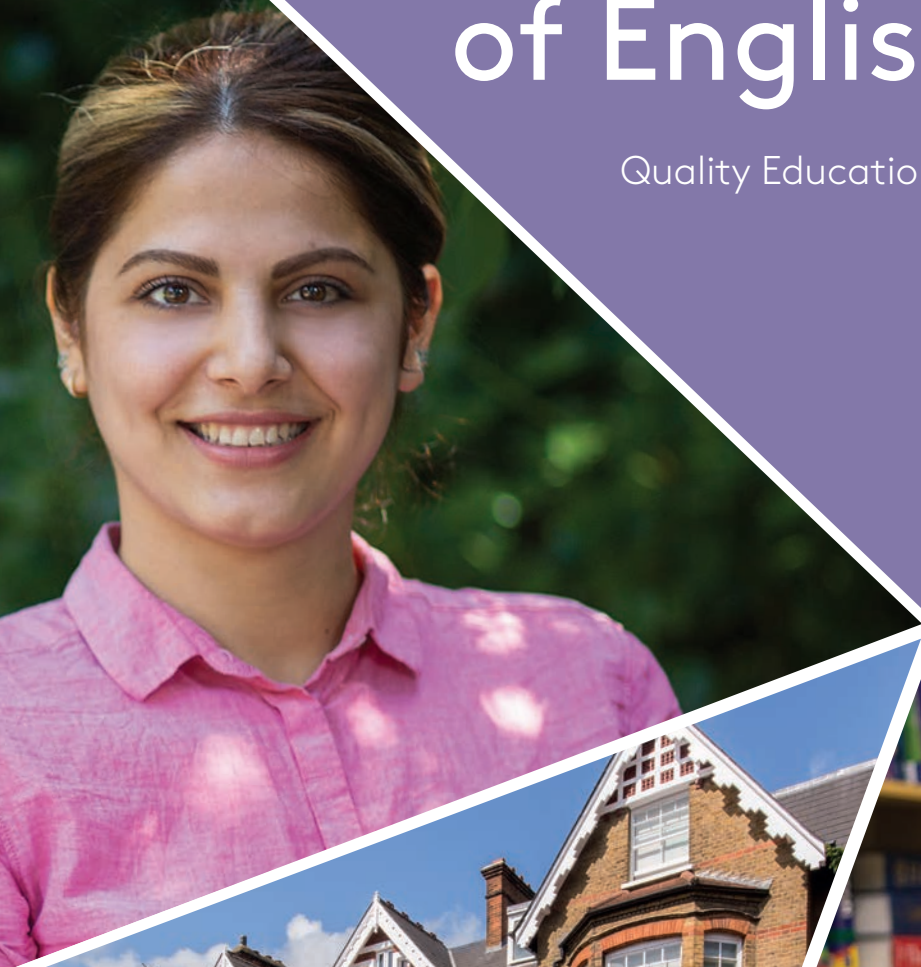




Wimbledon School of English London

Quality Education | Perfect Location





Students in the Garden at WSE

Welcome to Wimbledon School of English

Our brochure is designed to give you an idea of what life is like at WSE and why we are regarded as one of the top English language schools.

Our continued success is largely thanks to the talent of our staff, the dedication they devote to our students and the pride they take in the school. For all of us our students come first and we work hard to make sure every part of your learning and living experience is of the highest possible standard.

I look forward to welcoming you here very soon.

Jane Dancaaster BA MA DTEFLA
CEO

Contents

Welcome to WSE	01
Our Students	03
Our School & Facilities	05
Our Approach	07
Our Courses	09
Exams	11
London Exam Centre	12
Accommodation	13
Our Social Programme	17
Wimbledon	19
London	21



Map of Surrounding Attractions

Wimbledon School of English

- 
17 mins
 Waterloo Station
- 
25 mins
 Oxford Circus
- 

25 mins
 Notting Hill
- 
30 mins
 Westminster
- 
42 km
 Heathrow
- 
50 km
 Gatwick

WHAT MAKES US SPECIAL?

- Dedicated, professional teachers
- Accommodation in local area
- Beautiful building and garden
- Attractive location with good facilities
- Social activities organised on most days
- Over 55 years' experience



EL Gazette top performing UK Centre of Excellence*

*Based on British Council Accreditation Scheme inspection results

Accreditation UK is a quality assurance scheme for UK providers of courses in English as a foreign language (EFL) which the British Council runs in partnership with English UK.

WSE TIMELINE

- 1964** • Founded by Marjorie Housden
- 1970's** • Moved to current premises
- 1978** • Became a Cambridge exam centre
- 1980** • Recognised by the Department of Education & Science (DES)
- 1983** • Sandro Saviolo (Operations Director) joined WSE
- 1984** • First accredited by the British Council
- 1999** • Jane Lancaster (MD) joined WSE for the second time
- 2001** • Fiona Dunlop (Principal) joined WSE
- 2003** • WSE acquires Kings Lodge (first student house)
- 2008** • First named Centre of Excellence
- 2009** • Became an IELTS test centre
- 2013** • Became an OET test centre
- 2014** • Named top performing UK Centre of Excellence
- 2014** • Opened computer-based test centre
- 2016** • Opened first Junior Centre
- 2020-21** • Survived Covid!

Our students

Studying at Wimbledon School of English is a truly global experience and we are proud to have created a learning environment where people from all different cultures and backgrounds feel part of a big family.



Xisca, Spain

"WSE helped me open my mind, learn about other cultures and to understand and respect them."



Monika, Czech Republic

"The social program was really great and I'm grateful for the opportunity to meet new people from other countries."



Sofia, Russia

"This is my second time studying English at WSE and I am really happy to be here again."



Ian, Chile

"Beautiful garden, big common room, quiet study centre and a lot of green areas!"



Abdullah, Jordan

"The family I stayed with was really helpful, and they helped me to practise and improve my English."



Amy, South Korea


"Passionate teachers who have great abilities in teaching and are always ready to help students"



ANDRÉ

Profile:

- Brazil
- Academic Year Programme
- 24 weeks



"Four months ago I barely knew how to spell my name, let alone what the verb "to be" was. Today, I can communicate, understand the lessons and even write short texts. This experience is priceless."

André, AYP student at WSE |

2022 IN NUMBERS



1481
students

28

courses studied

71

nationalities

14%

Latin America

8%

Middle East & Africa

19%

Asia

57%

Europe



161

average no. of students low season

221

average no. of students peak season

Age of students

25%

under 18

53%

18 - 30

21%

30+

Our school



Students in garden at WSE

Located in a beautiful Edwardian building, WSE combines traditional British architecture with modern facilities. We also have a large garden at the rear of the building, which students can enjoy year round.

Our facilities



22 permanent classrooms (extra available off-site during busy periods)



Smart technology throughout



Reading library



Large student lounge



Free magazines and newspapers



Coffee shop



Nespresso Coffee machine



Piano



Beautiful garden



Microwaves



Table tennis & table football



Wifi throughout



Study Centre with computers

Our facilities



Garden at WSE |




Teacher in classroom at WSE |



Students in Coffee Shop at WSE |



Students in Common Room at WSE |



| Student in Common Room at WSE



| Students studying at WSE

Our approach

At WSE we don't only teach English, we prepare you, our students, for life in an international world by helping you to develop your 21st century skills. These skills have been identified as crucial to succeeding in academic study, business and life, and we incorporate these into every part of our programmes.

Our aim is to create a positive learning environment for you and we have a large team of dedicated and professional teachers who are committed to helping you achieve your language learning goals. We want to help you communicate effectively in real life situations, so all of our full-time courses focus on speaking, listening, reading, writing, grammar and vocabulary.

THE WSE PROMISE

- To help you make rapid progress
- To help you make the right academic choices for your future
- To ensure you are happy in your accommodation
- To help you enjoy your stay and explore London and the rest of the UK
- To make your experience at WSE one of the best times of your life



OUR COMMITMENT TO YOU

If you do not progress as quickly as you should, we are here to help. Outside the classroom, we offer free academic consultation, guided self-study and learning support. All we ask of you in return is that you attend all classes and complete the homework set by your teachers.



How we monitor your progress

- Entrance and exit tests
- Weekly progress tests
- Regular tutorials with your teacher
- End of level exams

Our courses

Whether you are improving your English for study, business or pleasure, we use what we think are the best teaching methods to help you develop your language skills and knowledge. We are serious about your progress, so our courses are a minimum of 20 full hours per week.

STANDARD COURSE	VS	INTENSIVE COURSE
24 lessons 20 hours 5 mornings + 2 afternoons		28 lessons 23 hours 20 mins 5 mornings + 4 afternoons

21ST CENTURY SKILLS

All of our courses integrate 21st century skills development consisting of:

- Academic skills
- Soft skills
- Learner training
- Well-being

Homework is important and will help you progress more quickly. Students should expect up to 2 hours per day.

INTENSIVE COURSE OPTIONS

Basic Effective Communication
Effective Communication
Grammar & Writing
IELTS Exam Preparation (Academic) & Academic Writing
One-to-One Lessons
Two-to-One Lessons



Student and teacher in class at WSE

8

Levels: Beginner (A1) to Proficiency (C2)

8

Weeks: Average time to complete one level

FULL LIST OF ENGLISH COURSES

Beginners English
Business English and Professional Skills
IELTS Express Academic'
Cambridge English Exam Preparation (B2 First, C1 Advanced, C2 Proficiency)
Young Learners (aged 8 -17)
Global Business Leaders (aged 17 - 21)
Teacher Training Programmes
English and Culture: Experience London (minimum. age 40)
30+ English for Life and Work
OET Preparation (for Medical & Healthcare Professionals)
Long-term Academic Year Programmes

ENGLISH FOR SPECIFIC PURPOSES

We also offer a number of English for Specific Purpose courses for closed groups or as one-to-one. These courses are tailor-made and available on demand. Areas we offer include:

Aviation
Military
Finance
Teaching
Journalism
Exam Preparation
Oil and Gas

For more detailed information on our courses including dates, entry requirements, course content and timetables, please see the accompanying Information Booklet or visit www.wimbledon-school.ac.uk



Student in class at WSE |

Our minimum age for individuals is 16, but we occasionally accept 15 year olds in General English international classes, if they are part of a group with a group leader. We can accept 12 to 14 year olds only in closed groups with a group leader.

Please note: Sixteen and seventeen year old students are not supervised except in lessons and on class excursions.

Our average class size is 12, with a maximum of 14 except for July and August, when General English and Cambridge English Exam Preparation classes may have up to 16 students. Our published maximum class size may be exceeded by a maximum of 1 student for 1 week in exceptional circumstances.



Student studying at WSE'



Student in class at WSE |

Exam courses at WSE

Taking an internationally recognised exam is a great way to prove your English language skills. You will study with others who share the same goal as you in an exam focussed group.

Full time exam courses

- IELTS preparation
- Cambridge English: B2 First (FCE)
- Cambridge English: C1 Advanced (CAE)
- Cambridge English: C2 Proficiency (CPE)
- Occupational English Test (OET)

Proficiency exam classes include some students not taking the exam. At the end of all of our full time exam preparation courses there is the exam, which is held in Wimbledon. This means you don't have to travel to an unfamiliar place to take the test.

WSE Supported Self Study*

- Cambridge English BEC (Higher, Vantage or Preliminary)
- Linguaskills
- iGSCE
- Cambridge B1 Preliminary (formerly PET)
- TOLES: Test of Legal English Skills

*For WSE Supported Self Study courses you will receive a personalised study plan and will be expected to complete this in your own time. Regular academic advice is available by appointment from our academic managers.



Students in class at WSE



London Exam Centre

We are one of the few schools in the UK to have our own exam centre. The London Exam Centre is located 2 minutes' walk from school.

Exams available at The London Exam Centre

Cambridge English: B2 First
Cambridge English: C1 Advanced
Cambridge English: C2 Proficiency
Cambridge English: A2 Key
Cambridge English: B1 Preliminary
Cambridge English: Young Learners
Cambridge English: Teaching Knowledge Test (TKT)
IELTS Academic (non-SELT)
IELTS General Training (non-SELT)
Linguaskills
Occupational English Test (OET)
Test of Legal English Skills (TOLES)
Trinity IISE
Trinity GESE
PTE Academic
Association of Chartered Certified Accountants (ACCA)
Test of English for Aviation Communication (TEAC)



Take your exam in Wimbledon

Advantages of studying in a school with an exam centre:

- Guaranteed full-time exam courses throughout the year
- Prepare in dedicated examination classes
- Timed exam practice throughout your course
- Access to past exam papers from WSE Academic Managers

For a full list of exam dates, please visit londonexams.co.uk

Accommodation

Feeling at home in your accommodation is key to your happiness and your academic success. We have a number of different options available, our dedicated accommodation manager works hard to meet your requirements. We manage all of our homestay and student house accommodation ourselves, so you can be assured of high standards at all times.



Homestay



Student house share



Hotel/B&B

40%

within walking distance*

20

Minutes: Average journey time**

5

Minutes: Walk closest host**

35

Mins: Maximum journey time**

180

hosts

*average walking pace, up to 25 minutes

** During our peak season some journeys may take longer



Bedroom in homestay accommodation |



Student in homestay accommodation |



Student in homestay accommodation |



Student and host in homestay accommodation



HOMESTAY

Why homestay?

- Practise your English in real-life situations
- Experience a new way of life
- Evening meals with your host family if you take the half board option

Our homestay guarantee

- Your host will be welcoming, friendly and happy to talk to you*
- The home will be clean and comfortable and your room will be cleaned weekly
- You will be able to bathe or shower every day
- If you take the half-board option, you will be given a varied, balanced diet
- There will be no more than 4 students in the homestay
- Free WiFi will be available
- If you are unhappy with your accommodation, you will be moved as soon as possible
- Maximum journey time is 35 mins by bus or three stops on the underground/train. During our peak season some journeys may take longer or have more stops

*Independent and Breakfast Only options offer you less contact with your host.



Students in homestay accommodation

Room Types

- + Standard homestay – shared bathroom
- ++ Standard plus – private bathroom
- +++ Superior – private bathroom + walking distance

Board Types



Breakfast & Dinner (16+)



Breakfast Only (18+)



Independent/Self-catering (18+)

Accommodation



Kitchen in Student House Share



STUDENT HOUSE SHARE

Why student house share?

- Live with other WSE students
- Self-catering
- More independence
- International experience

Communal facilities

- Well-equipped kitchen
- Television*
- Lounge area
- Garden
- Wifi
- Washing machine/laundry room

Individual bedrooms



Bed, Desk, Chair, Wardrobe, Safety deposit box

Private bathroom in some rooms

*Communal television in Superior House Share only



Bedroom in Student House Share

SUPERIOR HOUSE SHARE

All en suite rooms or private bathrooms

Communal areas cleaned daily, Monday to Saturday

10 minutes' walk to school

2 houses: Minimum age 18

STANDARD HOUSE SHARE

Mix of en suite and shared bathroom, cleaned weekly

Journey times of up to 35 mins

Minimum age 18



| Lounge in Student House Share



HOTELS AND B&Bs

Many of our executive students prefer to stay in hotel accommodation and there are several options within walking distance. For a full list of hotels in Wimbledon, please visit:

www.wimbledon-school.ac.uk/accommodation/hotels

Our Social Programme

We want you to have fun, make friends, practise your English and enjoy all that England has to offer, so we organise an exciting and inclusive social programme.



Check out our Instagram for more photos of life at WSE
 @wimbledonschoolofenglish #MyWse

SPORTS



Tennis



Squash



Badminton



Football



Table Tennis



Running Club



Zumba



Volleyball



Afternoon excursion in central London |

SOCIAL ACTIVITIES

Every weekday the school organises at least one social activity. Some are free while others have a cost.

For activities outside Wimbledon students will need to pay full travel costs.

KEY

- £ up to £10
- ££ £20 to £50
- £££ £50+

Free activities

- London's markets
- Conversation Club at WSE
- International student parties at WSE
- Salsa classes at WSE
- Walking tours
- Quiz nights
- Fancy dress parties at WSE

Paid activities

- Theatre trips ££
- Madame Tussauds ££
- London Eye ££
- Football matches ££
- River cruises ££
- Buckingham Palace ££
- Tower of London ££
- Squash and badminton £
- Tennis £
- Museum Trips £

Full day excursions* (weekends only)

- Oxford £££
- Cambridge £££
- Brighton £££
- Bath and Stonehenge £££
- Windsor and Eton £££
- Stratford upon Avon £££
- The Cotswolds £££

*Please note that full day excursions are usually organised by external providers and are not just for WSE students.



Students playing table tennis at WSE |



Students playing tennis |



Afternoon excursion in Wimbledon |



Trafalgar Square |

PROGRAMME

	MONDAY	TUESDAY	WEDNESDAY	THURSDAY	FRIDAY	SATURDAY	SUNDAY
Afternoon	16:00 Welcome Party	16:00 Afternoon Tea at The Ivy Café	16:00 Museum of London	16:00 5-a-side Football	16:00 Notting Hill Walking Tour	Full day excursion to Cambridge	Free to explore London
Evening				19:00 International Party			



Screening of tennis in Wimbledon town centre |

Wimbledon

The Perfect Location

Wimbledon is known throughout the world for the Tennis Championships held every summer, but there is much more to discover in this beautiful part of London.

WIMBLEDON IS KNOWN FOR



Education



Entertainment



Shopping



Green Space



Eating & Drinking



Sports & Fitness



Did you know?

- Wimbledon Village has been named as the 3rd best High Street in the country, and the highest rated in London, in a recent study
(Wimbledon Village Business website March 2022)
- The Buddhapadipa temple, Wimbledon, was the first Thai temple to be built in the UK
- Wimbledon Common is the second largest area of parkland in London
- Each year 234,000 meals, 330,000 cups of tea and coffee, 140,000 portions of English strawberries, 10,000 litres of cream and 29,000 bottles of champagne are served at the Wimbledon tennis championships
- The AELTC Wimbledon has its own Hawk called Rufus whose job is to scare away pigeons each morning from the tennis courts

We asked our students to describe Wimbledon in one word:



Peaceful

Green

Multicultural

Classic

Friendly

Fun

Beautiful

Safe

Busy



View of London from Wimbledon Village |



London

London is, and always will be, one of the most exciting cities in the world. It is a truly global city, which combines fascinating history with modern architecture and design. There is so much to do here, and Wimbledon is a great base for exploring our museums, galleries, monuments, restaurants and shops. With quick connections into the city centre, living in Wimbledon offers you all the advantages of London but none of the stress.



Millennium Bridge, London |



Houses of Parliament, London



89,000

International students



300+

Museums and galleries



3,000+

Parks and open spaces



12,000

Restaurants



66

Michelin-starred restaurants



17

Professional football teams



18,000

Theatre performances each year



Students in garden at WSE |

 [wse.london](https://www.facebook.com/wse.london)

 [wse_london](https://twitter.com/wse_london)

 [wimbledonschoolofenglish](https://www.instagram.com/wimbledonschoolofenglish)

 [#mywse](https://twitter.com/mywse)

See what our students
say about WSE



Wimbledon School of English,
41 Worple Rd,
Wimbledon,
London
SW19 4JZ

T. +44 (0) 20 8947 1921
E. info@wimbledon-school.ac.uk

